

TOPCIMENT'S PROFESSIONAL
DECORATIVE COATING

EFECTto

STEPBYSTEP
DATA SHEET
INSTRUCTIONS



TOPCIMENT'S PROFESSIONAL
DECORATIVE COATING

EFFECTO

DATA SHEET

Efectto Quartz is a high-end decorative coating for professionals.

Efectto Quartz is a very high quality and mineral-based material characterized by its low thickness and that can be applied on tiles, terrazzo, plaster, plaster, cement, etc.

It is applied in several layers by means of a trowel, both indoors and outdoors, on vertical and horizontal surfaces, as long as they are levelled and consolidated.

Before applying **Efectto Quartz**, it will be necessary to prepare the surface with a primer, and once the product is dry, it must be sealed with a finishing varnish. For a correct application it is necessary to follow the indications of the data sheet.

Efectto Quartz is available in four versions:
Quartz Super Grain / Quartz Medium Grain / Quartz Big Grain and Quartz Small Grain.

Efectto Quartz is a continuous coating designed to achieve high design decor.

Efectto Quartz has a mineral finish which gives an inimitable beauty to the spaces. Its natural texture, together with the range of colours available, give **Efectto Quartz** an elegance that will not leave anyone indifferent.

Efectto Quartz is a flexible and durable material that can be applied on every surface, allowing to renew any room both vertically and horizontally.



	EFFECTO FLOOR *		EFFECTO WALL *	
	QUARTZ SUPER GRAIN	QUARTZ MEDIUM GRAIN	QUARTZ BIG GRAIN	QUARTZ SMALL GRAIN
Appearance:	Paste	Paste	Paste	Paste
Granularity:	0,5 mm	0,250 mm	0,35 mm	0,125 mm
Density:	1,67 g/cm ³	1,61 g/cm ³	1,65 g/cm ³	1,63 g/cm ³
Consumption per layer:	0,9 - 1,2 kg / m ²	0,4 - 0,5 kg / m ²	0,6 - 0,9 kg / m ²	0,2 - 0,4 kg / m ²
Max. thickness per layer:	1 mm	0,5 mm	0,8 mm	0,3 mm
Taber abrasion (CS17, 1000g, 1000 c)	66 mg		42 mg	
Shore D hardness	66		45	

(*) For the tests the following materials have been applied: Efectto floor: 2 layers of Super Grain + 1 layers of Medium Grain + 2 layers of varnish
Efectto wall: 2 layers of Big Grain + 1 layers of Small Grain + 2 layers of varnish

TOPCIMENT'S PROFESSIONAL
DECORATIVE COATING

EFFECTO

INSTRUCTIONS FLOOR

SURFACE PREPARATION

All surfaces should be leveled and consolidated. It is necessary to clean and dry the surface to be coated. This must be free of dust, grease, soaps, paints in disrepair, etc... If the substrate is humid it is necessary to treat it previously.

In absorbent substrates such as concrete, plasterboards, gypsum or lime always use Primacem ABS as a primer.

In little or non-absorbent substrates as terrazzo, marble or tiles, we will use the primer Primacem PLUS. Both primers need to dry for a minimum of 30 minutes and a maximum of 24 hours.

On tiles and other coatings with joints, it will be necessary to fill these joints with Efectto Quartz Big Grain or Efectto Quartz Small Grain (depending on the thickness of the joint) and let dry a minimum of 3 hours before applying the primer Primacem PLUS.

EFFECTO FLOOR APPLICATION SYSTEM

1) Efectto Quartz Super Grain

Before beginning with the application it is necessary to mix **Efectto Quartz Super Grain** with the help of a mechanical stirrer to homogenize the product.

This product is applied with a steel trowel in one or two layers of 1 mm each.

The second layer should be applied when the first one is completely dry (approximately 3 hours). You can always accelerate drying using a hot air blower, if and when does not point directly to the coated surfaces. The properties of the product will not be affected.

It is necessary to sand each of the layers with sandpaper grain 40.

On tiles, it is possible that three layers are needed so that the tile is perfectly coated and the joints are not marked.

2) Efectto Quartz Medium Grain

Before starting with the application of the product it is necessary to mix **Efectto Quartz Medium Grain** with the help of a mechanical stirrer to homogenize the product.

Apply the product using a rubber or steel trowel in a very thin layers of maximum 0.4 mm. Let it dry approximately 4 hours.

It is necessary to sand the layer with sandpaper between grain 120 and 220.













To achieve an optimal aesthetic finish, it is essential to apply the product with curved movements by changing the direction of the trowel every time.



TOPCIMENT'S PROFESSIONAL
DECORATIVE COATING

EFFECTO

STEPBYSTEP FLOOR

On tiles, fill the joints with Efectto Quartz Super Grain 4-8 hours ⌚ Sanding with grit 40	↓		
Primacem PLUS - Primacem ABS 30 minutes / maximum 24 hours ⌚	↓		
Efectto Quartz Super Grain 4-8 hours ⌚ Sanding with grit 40	↓		
Efectto Quartz Super Grain 4-8 hours ⌚ Sanding with grit 40	↓		
Efectto Quartz Medium Grain 4-8 hours ⌚ Sanding with grit 120 / 220 *	↓		
Topsealer WT One coat 24 hours ⌚ Sanding with grit 400	↓		
Topsealer WT One coat 24 hours ⌚	↓		

Product	Consumption
Primacem PLUS	0.09 L/m ²
Primacem ABS	0.10 L/m ²
Efectto Quartz Super Grain	0,9 - 1,2 kg / m ² (1 layers)
Efectto Quartz Medium Grain	0,4 - 0,5 kg/m ² (1 layers)
Topsealer WT One Coat	0.15 L/m ² (2 layers)

Detailed information about the products in the Data Sheets.
*120: Sanding machine / 220: Sanding by hand

TOPCIMENT'S PROFESSIONAL
DECORATIVE COATING

EFFECTO

INSTRUCTIONS WALL

SURFACE PREPARATION

All surfaces should be leveled and consolidated. It is necessary to clean and dry the surface to be coated. This must be free of dust, grease, soaps, paints in disrepair, etc... If the substrate is humid it is necessary to treat it previously.

In absorbent substrates such as concrete, plasterboards, gypsum or lime always use Primacem ABS as a primer.

In little or non-absorbent substrates as terrazzo, marble or tiles, we will use the primer Primacem PLUS. Both primers need to dry for a minimum of 30 minutes and a maximum of 24 hours.

On tiles and other coatings with joints, it will be necessary to fill these joints with Efectto Quartz Big Grain or Efectto Quartz Small Grain (depending on the thickness of the joint) and let dry a minimum of 3 hours before applying the primer Primacem PLUS.

EFFECTO WALL APPLICATION SYSTEM

1) Efectto Quartz Big Grain

Before starting with the application of the product it is necessary to mix **Efectto Quartz Big Grain** with the help of a mechanical stirrer to homogenize the product.

Apply the product using a steel trowel in one or two layers of 1 mm thickness each.

The second coat should be applied when the first one is completely dry (approximately 3 hours).

You can always accelerate drying using a hot air blower, if and when does not point directly to the coated surfaces. The properties of the product will not be affected.

It is necessary to sand each of the layers with sandpaper grain 40.

On tiles, it is possible that three layers are needed so that the tiles are perfectly coated and the joints do not show up at the end of the application.

1) Efectto Quartz Small Grain

Before starting with the application of the product it is necessary to mix **Efectto Quartz Small Grain** with the help of a mechanical stirrer to homogenize the product.

Apply the product using a rubber or steel trowel in a very thin layers of maximum 0.4 mm. Let it dry approximately 4 hours.




















It is necessary to sand the layer with sandpaper grit between 120 and 220. To achieve an optimal aesthetic finish, it is essential to apply the product with curved movements and constantly change the direction of the trowel.



TOPCIMENT'S PROFESSIONAL
DECORATIVE COATING

EFFECTO

STEPBYSTEP WALL

On tiles, fill the joints with Efectto Quartz Big Grain 4-8 hours  Sanding with grit 40	↓		
Primacem PLUS - Primacem ABS 30 minutes / maximum 24 hours 	↓		
Efectto Quartz Big Grain 4-8 hours  Sanding with grit 40	↓		
Efectto Quartz Big Grain 4-8 hours  Sanding with grit 40	↓		
Efectto Quartz Small Grain 4-8 hours  Sanding with grit 120 / 220 *	↓		
Topsealer WT One coat 24 hours  Sanding with grit 400	↓		
Topsealer WT One coat 24 hours 	↓		

Product	Consumption
Primacem PLUS	0,09 L/m ²
Primacem ABS	0,10 l/m ²
Efectto Quartz Big Grain	0,6 - 0,9 kg / m ² (1 layer)
Efectto Quartz Small Grain	0,2 - 0,4 kg / m ² (1 layer)
Topsealer WT One Coat	0,15 L/m ² (2 layer)

Detailed information about the products in the Data Sheets.
*120: Sanding machine / 220: Sanding by hand

TOPCIMENT'S PROFESSIONAL
DECORATIVE COATING

EFECTO

COLORMIX

Weight of pigment in grams



FOR 6 KG				FOR 17 KG			
BASE PIGMENT				BASE PIGMENT			
WHITE (g)	BLACK (g)	RED-ORANGE (g)	YELLOW (g)	WHITE (g)	BLACK (g)	RED-ORANGE (g)	YELLOW (g)
0				0			3,4
0				0			13,6
0				0			40,8
0				0			68
0				0			102
0				0			6,8
0				0			13,6
0				0			51
0				0			102
0				0			204
0				0			0
0				0			0
0				0			0
0				0			0
0				0			0
0				0			0
60				170			0



FOR 6 KG				FOR 17 KG			
BASE PIGMENT				BASE PIGMENT			
WHITE (g)	BLACK (g)	RED-ORANGE (g)	YELLOW (g)	WHITE (g)	BLACK (g)	RED-ORANGE (g)	YELLOW (g)
0			0,48	0		0,68	1,36
0			1,92	0		2,72	5,44
0			5,76	0		8,16	16,32
0			9,6	0		13,6	27,2
0			14,4	0		20,4	40,8
0			0,96	0		1,36	2,72
0			1,92	0		2,72	5,44
0			7,2	0		10,2	20,4
0			14,4	0		20,4	40,8
0			28,8	0		40,8	81,6
0			0	0		0	0
0			0	0		0	0
0			0	0		0	0
0			0	0		0	0
0			0	0		0	0
24			0	68		0	0



Grupo Negocios PO, SLU
Rosas, 33
46940 Manises - Spain
+34 963 925 989
info@topciment.com
www.topciment.com

Made in Spain



FOR 6 KG				FOR 17 KG			
BASE PIGMENT				BASE PIGMENT			
WHITE (g)	BLACK (g)	RED-ORANGE (g)	YELLOW (g)	WHITE (g)	BLACK (g)	RED-ORANGE (g)	YELLOW (g)
0			0,24	0		0,34	0,68
0			0,96	0		1,36	2,72
0			2,88	0		4,08	8,16
0			4,8	0		6,8	13,6
0			7,2	0		10,2	20,4
0			0,48	0		0,68	1,36
0			0,96	0		1,36	2,72
0			3,6	0		5,1	10,2
0			7,2	0		10,2	20,4
0			14,4	0		20,4	40,8
0			0	0		0	0
0			0	0		0	0
0			0	0		0	0
0			0	0		0	0
0			0	0		0	0
12			0	34		0	0



FOR 6 KG				FOR 17 KG			
BASE PIGMENT				BASE PIGMENT			
WHITE (g)	BLACK (g)	RED-ORANGE (g)	YELLOW (g)	WHITE (g)	BLACK (g)	RED-ORANGE (g)	YELLOW (g)
0		0,06	0,12	0			0,34
0		0,24	0,48	0			1,36
0		0,72	1,44	0			4,08
0		1,2	2,4	0			6,8
0		1,8	3,6	0			10,2
0		0,12	0,24	0			0,68
0		0,24	0,48	0			1,36
0		0,9	1,8	0			5,1
0		1,8	3,6	0			10,2
0		3,6	7,2	0			20,4
0		0	0	0			0
0		0	0	0			0
0		0	0	0			0
0		0	0	0			0
0		0	0	0			0
6		0	0	17			0



TOPCIMENT'S PROFESSIONAL
DECORATIVE COATING

EFFECTO

PACKAGING

Presented in buckets of 6 and 17 Kg.

CLEANING OF TOOLS

Tools should be cleaned with water immediately after use. Once the material has hardened, it can only be removed by mechanical means.

STORAGE CONDITIONS

The product should be stored in its closed original packaging, protected from weather conditions at temperatures between 10°C and 30°C, in a dry and well ventilated place away from direct heat and sunlight.

Shelf life is 1 year from the date of production, if stored in well-preserved conditions.

VOLATILE ORGANIC COMPOUNDS (VOCs)

According to Directive 2004/42/EC (Annex II, table A), the maximum content in VOC for the product subcategory I, type WB, is 200 g/L (2010) in a ready to use product.

Ready to use Efectto product contains a maximum of 20 g/L VOC.



Grupo Negocios PO, SLU
Rosas, 33
46940 Manises - Spain
+34 963 925 989
info@topciment.com
www.topciment.com

Made in Spain